





## Overview of Topic content for Autumn 2

This is a content overview to provide all adults in Reception with an understanding of what's happening in Topic this half term.

	Which big book are we reading and writing about?	Weekly topic	Topic session titles	Experiential Learning	Home learning
<b><u>Week 1 –</u></b> 30 Oct	<b><u>Lighting a lamp</u></b> 	<b>Diwali &amp; Bonfire night</b>	<u>Diwali – Festival of light</u> What is Diwali? How do we celebrate it?  <u>Bonfire night and the story of Guy Fawkes</u>  Why do we use fireworks? Use words to describe the fireworks.	We will try different traditional foods and talk about how we celebrate with our families.  Talk about the festival of light and make clay diya lamps. Role play the story of Rama and Sita.  Talk about fireworks and why we have them for celebrations. Discuss the lights, colours, sounds. Make fireworks pictures.	Please send in or upload to tapestry, a picture of your child watching the fireworks. Talk with your child about the sounds and colours of fireworks.
<b><u>Week 2 –</u></b> 6 Nov	<b><u>Pumpkin Soup</u></b> 	<b>Harvest and Autumn</b>	<u>Autumn</u> Talk about the season of Autumn.  What happens during the Autumn? Sing Dingle Dangle Scarecrow song.  <u>Harvest Festival</u>  Talk about helping others.	We will collect Autumn leaves for an Autumn leaf collage.  We will make a pumpkin pie.  Create vegetable and fruit pictures. Eg: potato printing.	Please talk to your child about helping others. If possible please bring in any tinned goods that we can donate to a local food bank.

<p><b>Week 3 –</b> 13 Nov</p>	<p><b><u>Sweet dates to eat</u></b></p> 	<p><b>Eid and Ramadan</b></p>	<p>Eid and Ramadan</p> <p>Ask if anyone has been to a mosque. Show images of patterns in a mosque.</p> <p>Islamic Art</p>	<p>We will make mosaic pictures using gummed paper, paint and cotton buds.</p> <p>We will make henna patterns for display.</p>	<p>Talk about the different foods you eat for celebrations in your family.</p>
<p><b>Week 4 –</b> 20 Nov</p>	<p><b><u>How many sleeps 'till my birthday?</u></b></p> 	<p><b>Birthdays</b></p>	<p>How do we celebrate our birthdays?</p> <p>When is your birthday?</p> <p>Make a pictogram to show all the different birthdays of the children.</p>	<p>We will make birthday cards and invitations.</p> <p>We will role play a birthday party for the class monkeys.</p>	<p>Please bring in or upload to tapestry, a picture of a celebration that you would like to share with the class.</p>
<p><b>Week 5 –</b> 27 Nov</p>	<p><b><u>Sammy spider's first Hanukkah</u></b></p> 	<p><b>Hanukkah</b></p>	<p><u>What is Hannukah?</u></p> <p>Who celebrates it and why?</p> <p><u>What do the candles symbolise?</u></p> <p>Why do we use light in celebrations?</p>	<p>Create a menorah.</p> <p>Make a star of David using the geo boards.</p>	<p>Draw or label all the different sources of light you can find at home.</p>

<p><b><u>Week 6-</u></b> 4 Dec</p>	<p><b><u>The first Christmas</u></b></p> 	<p>The Christmas nativity</p>	<p><u>The story of Christmas</u></p> <p>Who celebrates Christmas and why?</p> <p><u>Advent</u></p> <p>What is an advent wreath? Talk about advent.</p>	<p>We will go and visit a Church.</p> <p>Make an advent wreath.</p>	<p>Make a card for your friend to celebrate anything you choose.</p>
<p><b><u>Week 7-</u></b> 11 Dec</p>	<p><b><u>The Jolly Christmas postman</u></b></p> 	<p>Christmas and winter</p>	<p><u>How do you celebrate Christmas?</u></p> <p>Talk about the customs of Christmas eg gift giving, Christmas dinner.</p> <p><u>The season of Winter</u></p> <p>What happens in winter? Talk about the things that happen in winter eg: snow, Jack Frost.</p>	<p>We will make Christmas Cards and stain glass windows.</p> <p>Make gingerbread men/ mince pies.</p> <p>We will make snowflake origami.</p>	<p>Make a decoration to bring into school to decorate the classroom Christmas tree.</p>