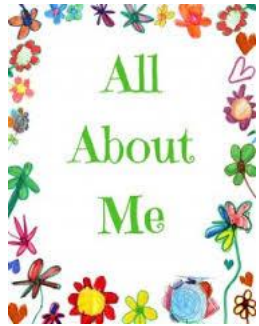





Overview of Topic content for Aut 1

This is a content overview to provide all adults in Reception with an understanding of what's happening in Topic this half term.

	Which big book are we reading and writing about?	Weekly topic	Topic session titles	Experiential Learning	Home learning
<p><u>Week 1 –</u> 11 Sept</p>	<p><u>All about me booklet</u></p> 	<p>My family and my home</p>	<p><u>Tues:</u> What is your name? Tell me about your family.</p> <p><u>Wed:</u> What do you want to play with in your classroom?</p>	<p>We will look at photos of our family. Get to know each other's names and our classrooms and our teachers.</p> <p>We will make books about ourselves and our families.</p>	<p>Please share photos of your family.</p> <p>Please talk to your child about starting school, help them to put on their uniform and talk about their journey to school in order to help your child to settle in.</p> <p>If you can, share a photo or positive story of your first day at school with your child.</p>
<p><u>Week 2 –</u> 18 Sept</p>	<p><u>Starting School</u></p> 	<p>My school</p>	<p><u>Tues:</u> Tell me about what happens in the school day.</p> <p><u>Wed:</u> What do you like about the school day?</p>	<p>We will go on a tour of the school.</p> <p>We will create a timetable of our day with the children.</p>	<p>Please ask your child to draw a picture of themselves at school doing the thing they love most.</p> <p>Encourage your children to talk about school by using the question phrase 'Tell me about...</p>

<p><u>Week 3 –</u> 25 Sept</p>	<p><u>How do dinosaurs go to school?</u></p> 	<p>My school</p>	<p><u>Tues:</u> What can you do in the classroom and outdoor area?</p> <p><u>Wed:</u> How can we take care of our classroom and our things?</p>	<p>We will model how to use classroom and outdoor learning areas.</p> <p>We will explore our learning environment.</p>	<p>Please talk to your child about ways they help you around the home. If possible, please share some pictures in your child's scrapbook.</p>
<p><u>Week 4 –</u> 2 Oct</p>	<p><u>Stickman</u></p> 	<p>My family</p>	<p><u>Tues:</u> Tell me about your family.</p> <p><u>Wed:</u> What do you enjoy doing with your family?</p>	<p>We will go outside to hunt for sticks that represent the members of our family.</p> <p>We will tie the sticks together with string so we can show the love that holds each family together.</p>	<p>Go on a walk and collect twigs.</p> <p>Please help your child to draw a picture of their family. Make a frame for your drawing using the twigs you have collected on your walk.</p>

<p><u>Week 5 –</u> 9 Oct</p>	<p><u>Funny Bones</u></p> 	<p>My body</p>	<p><u>Tues:</u> Can you name the different parts of your body?</p> <p><u>Wed:</u> Can you say how many senses we have?</p>	<p>We will have a visit from a doctor to show us x-rays and talk about our bones.</p> <p>We will trace an outline of a child's body on a piece of paper, and label the parts of the body, with the teacher scribing for the children.</p> <p>We will explore our senses by tasting, feeling and smelling different objects and describe them.</p>	<p>Talk to your child about healthy eating and create a healthy meal together. Take a picture or draw a picture of the meal.</p>
<p><u>Week 6-</u> 16 Oct</p>	<p><u>So Much!</u></p> 			<p><u>Tues:</u> What do we do when we celebrate events with our family?</p> <p><u>Wed:</u> What special events do we celebrate?</p>	<p>We will have a show and tell afternoon so that children can talk about special events that they enjoy with their families.</p>